

# Portable Air Conditioners

## ZoneAire®

Friedrich portables are ideal for emergencies, as a back-up unit, or in any area where added heating or cooling is required.




### Applications

- Supplemental or emergency cooling or heating anywhere
- Computer rooms
- Guard buildings
- Construction trailers/RVs
- Workshops and garages
- Home offices
- Dorm rooms
- Bedrooms, attics and basements
- Sunrooms/enclosed patios



**FRIEDRICH**

1883



All models include easy-to-install window kits to vent the unit to the outside.

THE EXPERTS IN ROOM AIR CONDITIONING

Dual hose portables provide up to 40% faster cooling. Efficient heat pump model cools & heats.

## Comfort & Convenience


- P12B is a 3-IN-1 SYSTEM: Air conditioner, dehumidifier and fan
- PH14B is a 4-IN-1 SYSTEM: Air conditioner, heater, dehumidifier and fan
- Dual hose design allows the full capacity of the unit to be delivered to the room
- Self-evaporative condensate system means no bucket to empty
- 24-hour timer
- 3-speed fan
- Easy-access, washable antimicrobial filters
- Auto restart after power outage
- Built-in drain pump to remove condensate\*

## Installation Features

- Quick installation - Snap-in hoses and 115v operation mean quick start-up and cooling.
- Easy-roll casters for portability
- All installation accessories included
- Window kit fits both vertical and horizontal standard and some casement slider windows
- 6 ft. long power cord

## SPECIFICATIONS

Model		P12B	PH14B
<b>PERFORMANCE</b>			
Cooling Capacity	Btu	11600	13500
Heating Capacity	Btu	—	10700
Energy Efficiency Rating	EER	8.8	9.5
Coefficient of Performance	COP	—	2.8
Air Movement	CFM	235	250
Moisture Removal	Pts/hr.	6.0	6.0
<b>SPECIFICATIONS</b>			
Refrigerant Type		R410A	
Power Supply	Volts	115	
Rated Current	Cooling Amps	10.5	10.8
Rated Current	Heating Amps	—	10.8
Watts		1318	1421/1120
Dimensions (Inches)	W x H x D	19 1/2 x 33 1/2 x 15 1/2	
Weight (Net/Shipping)	Lbs.	72/90	78/95
Carton Dimensions (Inches)	W x H x D	20 7/8 x 43 1/8 x 16 3/4	

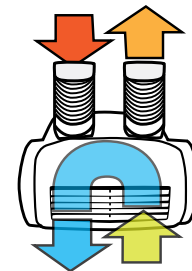
Model	Circuit Rating Breaker or T-D Fuse	Plug Face (NEMA#)	Wall Outlet Appearance	Power cord length
P12B, PH14B	125V - 15A	5 - 15P		6 ft.

\* PH14B heat pump model only.

Due to continuing research in new energy-saving technology, specifications are subject to change without notice.

NOTE: Air conditioners will provide cooling at outdoor temperatures down to 41° F and heat pumps will provide heating at outdoor temperatures down to 14° F with single hose installation.


## Superior dual-hose design



### DUAL HOSE

Only indoor air is conditioned and returned into the room. Indoor air is not vented outside and wasted.

The room is cooled up to 40% faster with greater energy efficiency.



### SINGLE HOSE

Relies on air 'leakage' around doors and windows to make up for air volume lost as indoor air is exhausted outside.

Inefficient-both indoor air and removed heat are exhausted.

## INSTALLATION KIT

INSTALLATION KIT- Two flexible, heavy duty hoses extend from 24" to 60".

The hoses can be vented through a window or through a wall opening to the outside.

### WINDOW SLIDER KIT (Included)



Fits HORIZONTAL or VERTICAL WINDOWS  
WINDOW OPENING:

Minimum: 26"\* Maximum: 46"

\* Window slider kit can be trimmed to fit a smaller opening.



Friedrich Air Conditioning Co. | 10001 Reunion Place, Suite 500 | San Antonio, TX 78216 | 877.599.5665 | www.friedrich.com

